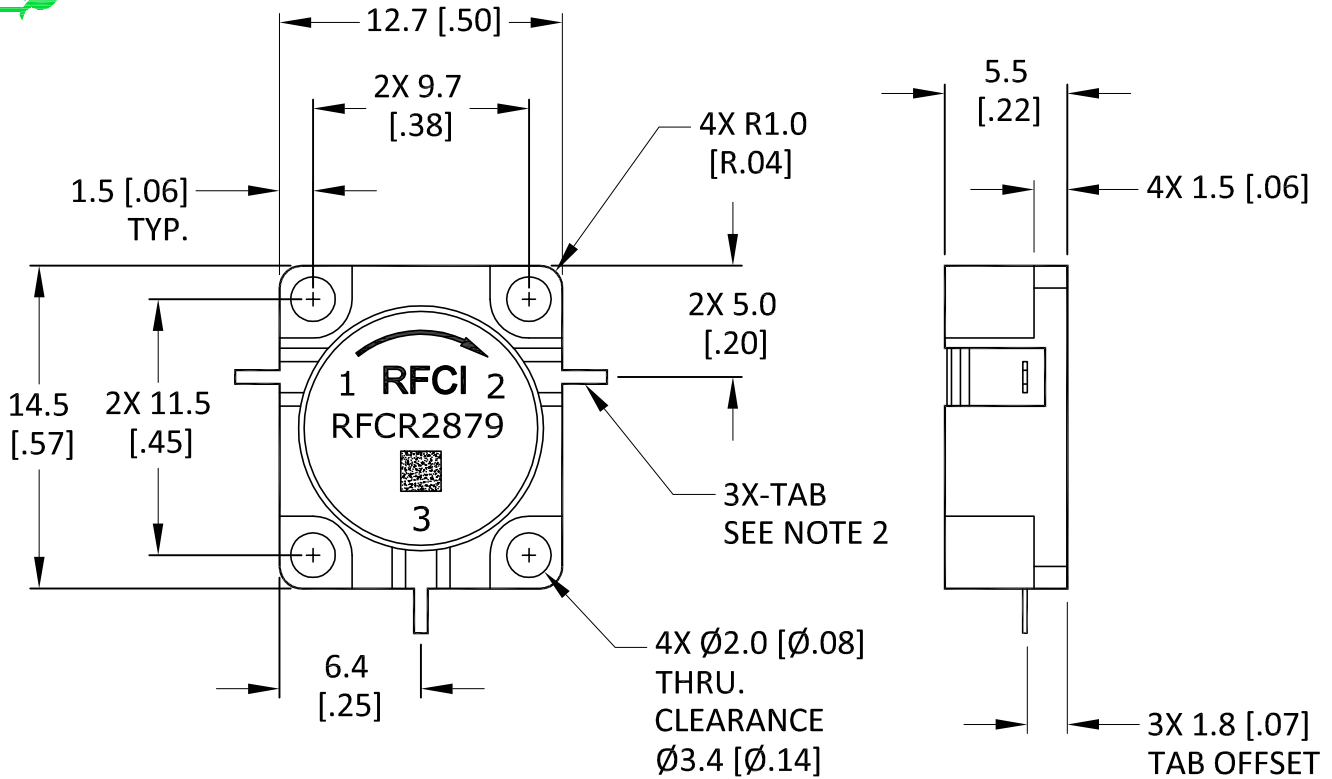


THIS DRAWING HAS BEEN GENERATED BY A CAD SYSTEM. CHANGES SHALL ONLY BE INCORPORATED AS DIRECTED BY THE DESIGN ACTIVITY. DO NOT REVISE MANUALLY.

REVISIONS

REV.	DESCRIPTION	ECO	DATE	APPROVED
1	INITIAL RELEASE	I.R.	04/13/13	P.T



Specifications

Parameter	Minimum	Typical	Maximum
Frequency Range (MHz)	5400		5900
Insertion Loss (dB)		< .30	.35
Isolation (dB)	20	> 22	
Return Loss (dB)	20	> 22	

Power & Temperature Ratings

Parameter	Maximum
Forward PWR Peak/AVG	500/50 Watts
Reverse Power CW	35 Watts
Operating Temperature	-40 to +85° C
Storage Temperature	-40 to +95° C

Notes:

- Typical Values Represent Mid-Band Performance @ +23 °C.
- Tab dimensions: .62[0.24]Width x 2.0[.08]Length x .20[.008]Thick

CW CIRCULATOR MODEL: RFCR2879

UNLESS OTHERWISE SPECIFIED
ALL DIMENSIONS ARE IN MILLIMETERS [INCHES]:

TOLERANCES ARE:

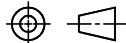
- 1 PLACE DECIMAL ±.2 [±.01]
- 2 PLACE DECIMAL ±.10 [±.004]
- ANGULAR: ±1.0°
- SURFACE ROUGHNESS 16/

REMOVE ALL BURRS AND BREAK SHARP EDGES.
SURFACE TEXTURE TO BE IN ACCORDANCE WITH LATEST ANSI B46.1
DIMENSIONING & TOLERANCING IN ACCORDANCE WITH LATEST ANSI Y14.5

PROPRIETARY NOTE: "THE INFORMATION CONTAINED ON THIS DOCUMENT IS CONSIDERED TO BE CONFIDENTIAL MATERIAL PROPRIETARY TO RF CIRCULATOR ISOLATOR Inc. (RFCI) AND IS PROVIDED SOLELY FOR INFORMATION PURPOSES. THIS INFORMATION SHALL NOT BE USED BY ANYONE OTHER THAN RFCI TO DESIGN OR CONSTRUCT ANY OF THE ITEMS DEPICTED, NOR SHALL IT BE DISCLOSED, DUPLICATED, OR COPIED FOR ANY PURPOSE, NOR MADE AVAILABLE TO ANY THIRD PARTY WITHOUT THE PRIOR WRITTEN CONSENT OF A RFCI OFFICIAL."

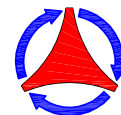
DO NOT SCALE DRAWING

THIRD ANGLE PROJECTION



APPROVALS	DATE
DRAWN BY: HV	04/12/13
CHECKED BY: P.T	04/13/13
DESIGN BY: P.T	01/15/13
ENGINEER BY: P.T	01/15/13
MFG. ENGR. L.T	02/12/13
Q.A.	
PROG. MGMT/MKT	

RFCI



TITLE

OUTLINE/SPECS

SIZE	CAGE NO.	DWG NO.	REV.
A		CR2879-OS	1

SCALE: FULL

SHEET 1 OF 1